



Standard Tube Holder Instructions for use



Intended Use

The Standard Tube Holder is intended to be used only with **VACUETTE®** Multiple Use Drawing Needles and **VACUETTE®** VISIO PLUS Needles. Together with the **VACUETTE®** Blood Collection Tubes they are used as a system in routine venipuncture procedures. This device is to be used by properly trained healthcare professionals only in accordance with these instructions.

Product description

The Standard Tube Holders are single-use, non-sterile and made out of plastic. They are compatible with all **VACUETTE®** Needles, **VACUETTE®** Luer Adapters and **VACUETTE®** Blood Collection Sets.

Handling

READ THIS ENTIRE CIRCULAR BEFORE PERFORMING VENIPUNCTURE.

WEAR GLOVES DURING VENIPUNCTURE AND WHEN HANDLING BLOOD COLLECTION TUBES TO MINIMISE EXPOSURE HAZARD!

- Remove the cover from the valve section of the needle.
NOTE: The perforated label not only serves to simplify identification, but is also an indicator of sterility and product integrity. If the perforations are broken or damaged, dispose of the needle and select another.
- Thread the needle into the Standard Tube Holder. Ensure the needle is firmly seated so that it does not unthread during use.
NOTE: Improper threading of the needle into the Standard Tube Holder can result in damage to the threads of the holder and/or needle. This damage can cause the needle to loosen during venipuncture.
- Select the puncture site. Apply the tourniquet (max. 1 minute) Prepare the venipuncture site with appropriate antiseptic. DO NOT PALPATE THE VENIPUNCTURE AREA AFTER CLEANSING!
- Place the patient's arm in a downward position. Remove the needle cap. Perform the venipuncture, with the patient's arm downward and the tube cap upper-most.
- Push the tube into the Standard Tube Holder and onto the needle valve puncturing the rubber diaphragm. Centre tubes in the Standard Tube Holder when penetrating the cap to prevent sidewall penetration and subsequent premature vacuum loss.
- REMOVE THE TOURNIQUET AS SOON AS BLOOD APPEARS IN THE TUBE. DO NOT ALLOW THE CONTENTS OF THE TUBE TO CONTACT THE CAP OR THE END OF THE NEEDLE DURING THE PROCEDURE. i.e. under no circumstances should the tube be turned upside down during the procedure. Always hold in place by pressing the tube with the thumb to ensure complete vacuum draw.
NOTE: Blood may occasionally leak from the needle sleeve. Practice universal safety precautions to minimise hazard exposure.
- Place succeeding tubes in the holder. Ensure that the contents of the tube do not come into contact with the cap or the needle tip during blood collection.
- As soon as blood stops flowing into the last tube, carefully remove the needle from the vein, applying pressure to the puncture site with a dry sterile swab until bleeding stops. Once clotting has occurred, apply an adhesive plaster or bandage if desired. DO NOT RECAP! Recapping of needles increases the risk of needlestick injury.
NOTE: After venipuncture, the top of the cap may contain residual blood. Take proper precautions when handling tubes to avoid contact with this blood. Any Standard Tube Holder that becomes contaminated with blood is considered hazardous and should be disposed of immediately.
- Dispose of the used Standard Tube Holder together with needle in an appropriate disposal device.

Precautions/Cautions

Precautions

- Check Standard Tube Holder before use.
- Do not use Standard Tube Holder when damaged.
- Any Standard Tube Holder that becomes contaminated with blood is considered hazardous and must be disposed of immediately.
- Do not resheat **VACUETTE®** Needles.
- After venipuncture, dispose of used needle with Standard Tube Holder as one unit in appropriate sharps container in accordance with policies and procedures of your facility.
- Keep hands behind needle at all times during use and disposal.

Cautions

- Handle all biological samples and blood collection "sharps" (lancets, needles, Luer adapters, and blood collection sets) according to the policies and procedures of your facility.
- Obtain appropriate medical attention in the case of any exposure to biological samples (for example, through a puncture injury), since they may transmit HIV (AIDS), viral hepatitis, or other infectious disease.
- Discard all used Standard Tube Holder together with needle in biohazard containers approved for their disposal.
- Gloves should be worn at all times during venipuncture to minimize exposure hazard.

NOTE: Standard Tube Holder is designed for optimal use with **VACUETTE®** Needles from Greiner Bio-One. The use of needles from other manufacturers becomes the responsibility of the user.

Only applicable for member states of the European Union: Should any serious incidents occur in relation to the product, these must be reported to the manufacturer and the competent authority in the member state, in which the user/patient is established.

Only applicable for Saudi Arabia: Should any serious incidents occur in relation to the product, these must be reported to the manufacturer and the Saudi Food and Drug Authority (SFDA).

Storage







Avoid exposure to direct sunlight.

Storage temperature: 4-25°C. Exceeding the maximum recommended storage temperature may lead to impairment of the holder.

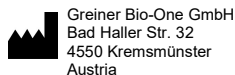
Disposal

- The general hygiene guidelines and legal regulations for the proper disposal of infectious material should be considered and followed.
- Disposable gloves may prevent the risk of infection.
- Contaminated Standard Tube Holder with needles must be disposed of immediately after blood collection in suitable biohazard disposal containers, which can then be autoclaved and incinerated.

Label Information

	Manufacturer		Temperature limit	MD	Medical device
	Use-by date		Keep away from sunlight	Rx Only (USA)	Prescription device
LOT	Batch code		Do not re-use	CH REP	Authorized representative in Switzerland
REF	Catalogue number		Consult instructions for use	UK REP	UK responsible person

Caution: U.S. Federal Law restricts this device to sale by or on the order of a physician.



www.gbo.com/preanalytics
office@at.gbo.com
Phone +43 7583 6791

